

Armored

2 through 24 fibers

Product Highlights

- RoHS compliant
- OM2, OM3, & OM4 cables utilize Corning ClearCurve glass.
- 900 um buffered design recommended for easy termination.
- Eliminates need for inner duct or conduit
- Aluminum interlock armor
- Each fiber is color coded for easy identification
- Ideal intra-building cable solution
- Flexible and easy to handle
- Lightweight, flexible aramid yarns enhance strength

Options

- Cables with up to 144 fibers available
- Steel interlock available
- Low smoke zero halogen available
- Standard colors are yellow for singlemode, orange for multimode and aqua for 10 Gigabit -other colors are available
- OM4 cables with extended 10 gigabit distances are available



2-fiber



4-fiber



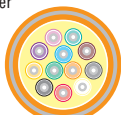
6-fiber



8-fiber



10-fiber



12-fiber

Diagram scale approx. 2:1

Armored Tight Buffered (Riser)

(UL) OFCR c(UL) FT4

Fiber Count	62.5 UM OM1	50 UM OM2	50 UM OM3	50 UM OM4	8.3 UM OS2
2	60524-2	61542-2	61421-2	61896-2	61540-2
4	60524-4	61542-4	61421-4	61896-4	61540-4
6	60524-6	61542-6	61421-6	61896-6	61540-6
8	60524-8	61542-8	61421-8	61896-8	61540-8
10	60524-10	61542-10	61421-10	61896-10	61540-10
12	60524-12	61542-12	61421-12	61896-12	61540-12
24	60524-24	61542-24	61421-24	61896-24	61540-24

Optical Specifications

TIA/EIA-568-C.3 | ISO/IEC 11801, 2nd edition | Telcordia GR-409-CORE

HCM Fiber Performance Parameters	Max Attenuation (dB/Km)		Min Bandwidth OFL MHz-Km		Min Bandwidth* MHz-Km		Gigabit Ethernet Support Distance (meters)		10 Gigabit Ethernet Support Distance (meters)	
	850 nm	1300 nm	850 nm	1300 nm	850 nm	1300 nm	850 nm	1300 nm	850 nm	1300 nm
OM1	3.5	1.0	200	500	220	na	300	550	33	na
OM2	3.5	1.0	700	500	850	na	750	550	150	na
OM3	3.25	1.0	1500	500	2000	na	1000	550	300	na
OM4	3.0	1.0	3500	500	4700	na	1100	550	550	na
OS2			1310 nm	1550 nm					0.50	0.50

*EMBC for OM2, OM3 & OM4 fibers. RML for OM1 fibers.

HCM reserves the right to revise any specifications.

Armored Tight Buffered (Riser)

(UL) OFCR c(UL) FT4

FIBER COUNT	CABLE O.D.		MAXIMUM LOAD INSTALL		OPERATION		CABLE WEIGHT	
	in.	mm	lbs-f	N	lbs-f	N	lbs/1000 ft	kg/1000m
2	.48	12.192	128	570	64	285	93.4	139.2
4	.48	12.192	128	570	64	285	94.9	141.4
6	.48	12.192	128	570	64	285	96.4	143.6
8	.52	13.208	160	712	80	356	109.9	163.8
10	.52	13.208	160	712	80	356	111.4	166.0
12	.52	13.208	160	712	80	356	112.9	168.2
24	.64	16.256	288	1282	144	641	164.1	244.5

Mechanical Specifications

- Bend radius, no load = 15x cable overall diameter
- Bend radius, load = 20x cable overall diameter

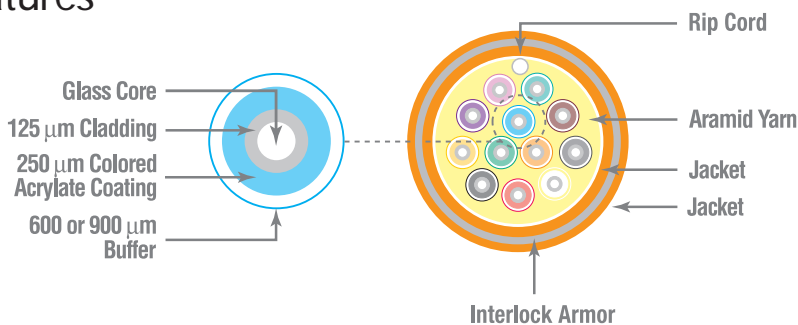


10 Gigabit Applications

IEEE standard	Wavelength	Transmission	Fiber type	Length (m)
10GBASE-SR	850nm	Serialized	OM1	33
			OM2	82
			OM3	300
			OM4	550
10GBASE-LR	1310nm	Serialized	SM	10,000 - 25,000
10GBASE-LRM	1310nm	Serialized	OM1	220
			OM3	260
10GBASE-ER	1550nm	Serialized	SM	40,000
10GBASE-LX4	1300nm	WDM	MM	240-300
			SM	10,000

For complete application list, refer to page 91.

Features



DIELECTRIC MATERIALS	RISER	PLENUM
Overall Jacket	Flame-retardant thermoplastic	Low-smoke, flame-retardant thermoplastic



Indoor Armored

Armored

2 through 24 fibers

Product Highlights

- RoHS compliant
- OM2, OM3, & OM4 cables utilize Corning ClearCurve glass.
- 900um buffered design recommended for easy termination.
- Eliminates need for inner duct or conduit
- Aluminum interlock armor
- Each fiber is color coded for easy identification
- Ideal intra-building cable solution
- Flexible and easy to handle
- Lightweight, flexible aramid yarns enhance strength

Options

- Standard colors are yellow for singlemode, orange for multimode and aqua for 10 Gigabit -other colors are available
- OM4 cables with extended 10 gigabit distances are available

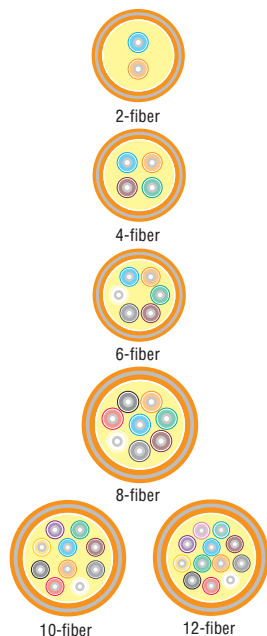


Diagram scale approx. 2:1

Armored Tight Buffered (Plenum)

(UL) OFCP c(UL) FT6

Fiber Count	62.5 UM OM1	50 UM OM2	50 UM OM3	50 UM OM4	8.3 UM OS2
2	60405-2	61319-2	61337-2	61897-2	61433-2
4	60405-4	61319-4	61337-4	61897-4	61433-4
6	60405-6	61319-6	61337-6	61897-6	61433-6
8	60405-8	61319-8	61337-8	61897-8	61433-8
10	60405-10	61319-10	61337-10	61897-10	61433-10
12	60405-12	61319-12	61337-12	61897-12	61433-12
24	60405-24	61319-24	61337-24	61897-24	61433-24

Optical Specifications

TIA/EIA-568-C.3 | ISO/IEC 11801, 2nd edition | Telcordia GR-409-CORE

HCM Fiber Performance Parameters	Max Attenuation (dB/Km)		Min Bandwidth OFL MHz-Km		Min Bandwidth* MHz-Km		Gigabit Ethernet Support Distance (meters)		10 Gigabit Ethernet Support Distance (meters)	
	850 nm	1300 nm	850 nm	1300 nm	850 nm	1300 nm	850 nm	1300 nm	850 nm	1300 nm
OM1	3.5	1.0	200	500	220	na	300	550	33	na
OM2	3.5	1.0	700	500	850	na	750	550	150	na
OM3	3.25	1.0	1500	500	2000	na	1000	550	300	na
OM4	3.0	1.0	3500	500	4700	na	1100	550	550	na

*EMBc for OM2, OM3 & OM4 fibers. RML for OM1 fibers.

	1310 nm	1550 nm
OS2	0.50	0.50

HCM reserves the right to revise any specifications.

Armored Tight Buffered (Plenum)

(UL) OFCP c(UL) FT6

FIBER COUNT	CABLE O.D.		MAXIMUM LOAD INSTALL		OPERATION		CABLE WEIGHT	
	in.	mm	lbs-f	N	lbs-f	N	lbs/1000 ft	kg/1000m
2	.48	12.192	128	570	64	285	99.2	147.8
4	.48	12.192	128	570	64	285	100.4	149.6
6	.48	12.192	128	570	64	285	101.6	151.4
8	.52	13.208	160	712	80	356	116.7	173.9
10	.52	13.208	160	712	80	356	117.5	175.1
12	.52	13.208	160	712	80	356	118.8	177.0
24	.64	16.256	288	1282	144	641	164.1	244.5

Mechanical Specifications

- Bend radius, no load = 15x cable overall diameter
- Bend radius, load = 20x cable overall diameter

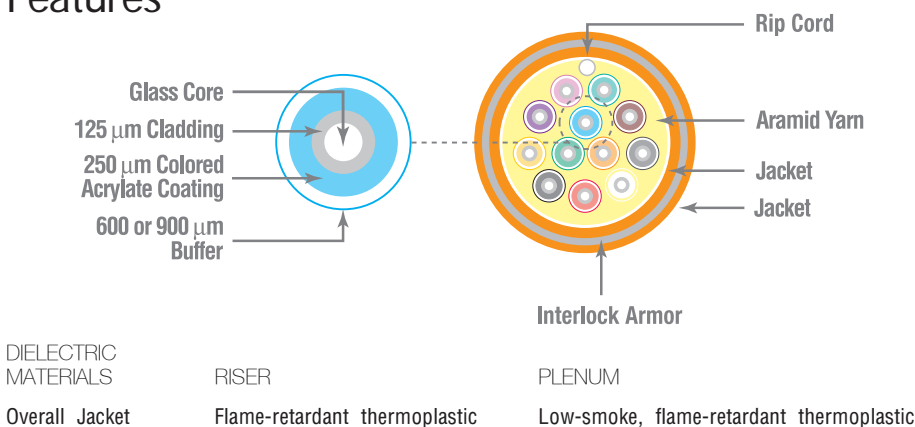


10 Gigabit Applications

IEEE standard	Wavelength	Transmission	Fiber type	Length (m)
10GBASE-SR	850nm	Serialized	OM1	33
			OM2	82
			OM3	300
			OM4	550
10GBASE-LR	1310nm	Serialized	SM	10,000 - 25,000
10GBASE-LRM	1310nm	Serialized	OM1	220
			OM3	260
10GBASE-ER	1550nm	Serialized	SM	40,000
10GBASE-LX4	1300nm	WDM	MM	240-300
			SM	10,000

For complete application list, refer to page 91.

Features



Indoor Armored