

Interconnect

Product Highlights

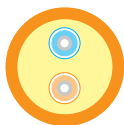
- RoHS compliant
- 900 μm buffered design recommended for easy termination
- OM2, OM3 & OM4 cables utilize Corning ClearCurve glass
- Ideal for patch cords, interconnections, and short runs
- Easy to strip and terminate
- Lightweight, flexible aramid yarns enhance strength
- Extremely flexible for easy handling

Options


- Cables with 600 micron buffer available
- Low smoke zero halogen available
- Standard colors are yellow for singlemode, orange for multimode and aqua for 10 Gigabit - other colors are available
- OM4 cables with extended 10 gigabit distances are available



1-fiber Interconnect



2-fiber Interconnect



2-fiber Zip Cord

Diagram scale approx. 5:1

Interconnect (Riser)

(UL) OFNR c(UL) FT4

Fiber Count	62.5 UM OM1	50 UM OM2	50 UM OM3	50 UM OM4	8.3 UM OS2	8.3 UM OS2BI
1	60001-1	60004-1	60464-1	61790-1	60040-1	61653-1
1	60037-1	60003-1	60465-1	61791-1	60039-1	61655-1
1	60038-1	60002-1	60466-1	61792-1	60010-1	61657-1
1	60425-1	60462-1	60467-1	61793-1	60489-1	61659-1
2	60514-2	60063-2	60463-2	61838-2	60012-2	61653-2
2	60001-2	60004-2	60464-2	61842-2	60040-2	61661-2
2	61512-2	61510-2	61511-2	61843-2	61515-2	61663-2
zip	60005-2	60007-2	60501-2	61844-2	60011-2	61665-2

Optical Specifications

TIA/EIA-568-C.3 | ISO/IEC 11801, 2nd edition | Telcordia GR-409-CORE

HCM Fiber Performance Parameters	Max Attenuation (dB/Km)		Min Bandwidth OFL MHz-Km		Min Bandwidth* MHz-Km		Gigabit Ethernet Support Distance (meters)		10 Gigabit Ethernet Support Distance (meters)	
	850 nm	1300 nm	850 nm	1300 nm	850 nm	1300 nm	850 nm	1300 nm	850 nm	1300 nm
OM1	3.5	1.0	200	500	220	na	300	550	33	na
OM2	3.5	1.0	700	500	850	na	750	550	150	na
OM3	3.25	1.0	1500	500	2000	na	1000	550	300	na
OM4	3.0	1.0	3500	500	4700	na	1100	550	550	na

*EMBc for OM2, OM3 & OM4 fibers. RML for OM1 fibers.

	1310 nm	1550 nm
OS2	0.50	0.50
OS2 BI**	0.50	0.50

**OS2 BI utilizes bend-insensitive optical glass

Multimode and Singlemode Interconnect

Indoor

Interconnect (Riser)

(UL) OFNR us FT4

FIBER COUNT	CABLE O.D.		MAXIMUM LOAD INSTALL		OPERATION		CABLE WEIGHT	
	in.	mm	lbs-f	N	lbs-f	N	lbs/1000 ft	kg/1000m
1	0.114	2.9	96	427	48	213	4.9	7.2
1	0.094	2.4	96	427	48	213	1.2	4.2
1	0.083	2.1	48	213	24	106	3.2	4.7
1	0.063	1.6	48	213	24	106	1.8	1.8
2	0.190	4.8	128	569	64	284	11.5	17.1
2	0.114	2.9	96	427	48	213	4.9	7.2
2	0.098	2.5	96	427	48	213	4.0	5.9
zip	.113 x .140	2.9 x 6.1	128	569	64	284	11.5	17.1

Mechanical Specifications

- Bend radius, no load = 10x cable overall diameter
- Bend radius, load = 15x cable overall diameter

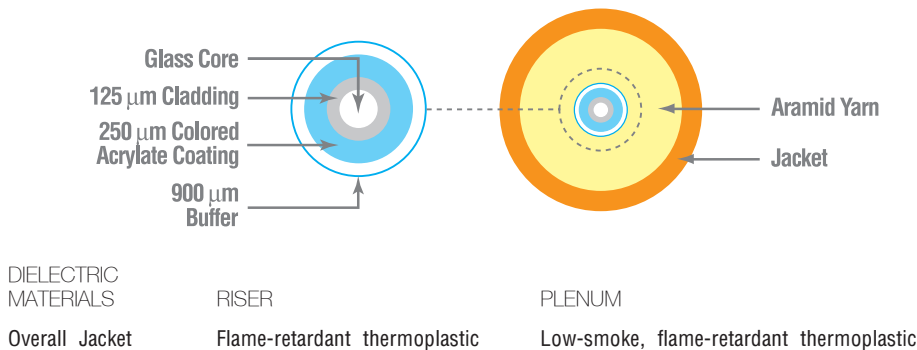


10 Gigabit Applications

IEEE standard	Wavelength	Transmission	Fiber type	Length (m)
10GBASE-SR	850nm	Serialized	OM1	33
			OM2	82
			OM3	300
			OM4	550
10GBASE-LR	1310nm	Serialized	SM	10,000 - 25,000
10GBASE-LRM	1310nm	Serialized	OM1	220
			OM3	260
10GBASE-ER	1550nm	Serialized	SM	40,000
10GBASE-LX4	1300nm	WDM	MM	240-300
			SM	10,000

For complete application list, refer to page 91.

Features



Interconnect

Product Highlights


- RoHS compliant
- 900 μm buffered design recommended for easy termination
- OM2, OM3 & OM4 cables utilize Corning ClearCurve glass
- Ideal for patch cords, interconnections, and short runs
- Easy to strip and terminate
- Lightweight, flexible aramid yarns enhance strength
- Extremely flexible for easy handling

Options

- Cables with 600 micron buffer available
- Standard colors are yellow for singlemode, orange for multimode and aqua for 10 Gigabit - other colors are available
- OM4 cables with extended 10 gigabit distances are available



1-fiber Interconnect 2-fiber Interconnect



2-fiber Zip Cord

Diagram scale approx. 5:1

Interconnect (Plenum)

(UL) OFNP c(UL) FT6

Fiber Count	62.5 UM OM1	50 UM OM2	50 UM OM3	50 UM OM4	8.3 UM OS2	8.3 UM OS2BI
1	60042-1	60022-1	60472-1	61851-1	60044-1	61679-1
1	60430-1	60468-1	60473-1	61852-1	60490-1	61681-1
1	60431-1	60469-1	60474-1	61853-1	60491-1	61683-1
1	60432-1	60470-1	60475-1	61854-1	60492-1	61685-1
2	60024-2	60026-1	60471-2	61851-2	60031-2	61679-2
2	60042-2	60022-2	60472-2	61855-2	60044-2	61687-2
2	61461-2	61492-2	61488-2	61856-2	61493-2	61689-2
zip	60023-2	60008-2	60502-2	61857-2	60030-2	61691-2

Optical Specifications

TIA/EIA-568-C.3 | ISO/IEC 11801, 2nd edition | Telcordia GR-409-CORE

HCM Fiber Performance Parameters	Max Attenuation (dB/Km)		Min Bandwidth OFL MHz-Km		Min Bandwidth* MHz-Km		Gigabit Ethernet Support Distance (meters)		10 Gigabit Ethernet Support Distance (meters)	
	850 nm	1300 nm	850 nm	1300 nm	850 nm	1300 nm	850 nm	1300 nm	850 nm	1300 nm
OM1	3.5	1.0	200	500	220	na	300	550	33	na
OM2	3.5	1.0	700	500	850	na	750	550	150	na
OM3	3.25	1.0	1500	500	2000	na	1000	550	300	na
OM4	3.0	1.0	3500	500	4700	na	1100	550	550	na

*EMBc for OM2, OM3 & OM4 fibers. RML for OM1 fibers.

	1310 nm	1550 nm
OS2	0.50	0.50
OS2 BI**	0.50	0.50

**OS2 BI utilizes bend-insensitive optical glass

Multimode and Singlemode Interconnect

Indoor

Interconnect (Plenum)

(UL) OFNP c(UL) FT6

FIBER COUNT	CABLE O.D.		MAXIMUM LOAD INSTALL		OPERATION		CABLE WEIGHT	
	in.	mm	lbs-f	N	lbs-f	N	lbs/1000 ft	kg/1000m
1	0.114	2.9	96	427	48	213	5.6	8.3
1	0.094	2.4	96	427	48	213	4.7	6.9
1	0.083	2.1	48	213	24	106	3.6	5.3
1	0.063	1.6	48	213	24	106	2.0	2.9
2	0.190	4.8	128	569	64	284	13.1	19.4
2	0.114	2.9	96	427	48	213	6.4	9.5
2	0.098	2.5	96	427	48	213	4.3	6.3
zip	.113 x .235	2.9 x 6.0	128	569	64	284	13.2	19.6

Mechanical Specifications

- Bend radius, no load = 10x cable overall diameter
- Bend radius, load = 15x cable overall diameter



10 Gigabit Applications

IEEE standard	Wavelength	Transmission	Fiber type	Length (m)
10GBASE-SR	850nm	Serialized	OM1	33
			OM2	82
			OM3	300
			OM4	550
10GBASE-LR	1310nm	Serialized	SM	10,000 - 25,000
10GBASE-LRM	1310nm	Serialized	OM1	220
			OM3	260
10GBASE-ER	1550nm	Serialized	SM	40,000
10GBASE-LX4	1300nm	WDM	MM	240-300
			SM	10,000

For complete application list, refer to page 91.

Features

