


Dry Loose Tube Fiber Optic Cable



Craft friendly product solutions are a foremost requirement in today's fast paced world. CommScope is committed to offering evolutionary improvements and easy-to-handle constructions in our fiber product offering. An example would be our Dry Loose Tube cable design. This family of gel-free stranded loose tube cables uses all-dry water blocking technology and reduced diameter buffer tubes. The design is completely gel-free, yet it provides full water blocking protection for outside plant applications. The Dry Loose Tube cables are an alternative to standard gel-filled loose tube cables, and meet the requirements of ANSI/ICEA S-87-640; Telcordia GR-20-CORE, issue 2; and EN 187105.

FEATURE

BENEFIT

DRY WATER BLOCKING TECHNOLOGY

DECREASES CABLE PREP TIME; ELIMINATES NEED FOR POTENTIALLY HAZARDOUS SOLVENTS; LESS CONSUMABLE MATERIALS REQUIRED; CLEANER, IMPROVED WORK ENVIRONMENT; IMPROVED LIFESPAN OF EQUIPMENT; SIMPLIFIES WORK SITE CLEAN-UP

LIGHTWEIGHT CABLE DESIGN

IMPROVES EASE OF HANDLING

SMALLER BUFFER TUBES

EASIER ROUTING INSIDE THE ENCLOSURE

SMALL OVERALL CABLE DIAMETERS

MAXIMIZES TUBE SPACE
IMPROVED REEL CAPACITY

Dry Stranded Loose Tube

PE Outer Jacket

Steel Tape Armoring

Water Swellable Tape


2.5mm Gel-Free Buffer Tubes

Dielectric Strength Member

250 Micron Fibers

Binder

Ripcord



Dry Loose Tube Fiber Optic Cable Specifications

Single Jacket, Single Armor (LA) Version and Single Jacket, All-Dielectric (LN) Version

PRODUCT TYPE/ FIBER COUNT	CATALOG NUMBER	SUBUNITS	OUTER DIAMETER MM	MINIMUM BEND RADIUS		MAXIMUM TENSILE LOAD		WEIGHT KG/GM
				LOADED CM	UN-LOADED CM	SHORT TERM NEWTONS	LONG TERM NEWTONS	
2 - 60 Fibers	D-XXX-LA-XY-M12NS	5	11.5	17.3	11.5	2700	800	108
	D-XXX-LN-XY-M12NS		10.2	15.3	10.2			63
62 - 72 Fibers	D-XXX-LA-XY-M12NS	6	11.8	17.7	11.8	2700	800	119
	D-XXX-LN-XY-M12NS		10.5	15.8	10.5			71
74 - 96 Fibers	D-XXX-LA-XY-M12NS	8	13.4	20.1	13.4	2700	800	150
	D-XXX-LN-XY-M12NS		12.0	18.1	12.0			92
98 - 120 Fibers	D-XXX-LA-XY-M12NS	10	15.0	22.5	15.0	2700	800	187
	D-XXX-LN-XY-M12NS		13.6	20.5	14.0			120
122 - 144 Fibers	D-XXX-LA-XY-M12NS	12	17.1	25.8	17.1	2700	800	281
	D-XXX-LN-XY-M12NS		18.7	23.6	18.7			156
146 - 216 Fibers	D-XXX-LA-XY-M12NS	18	17.2	25.8	17.2	2700	800	209
	D-XXX-LN-XY-M12NS		15.8	23.7	15.8			183
218 - 288 Fibers	D-XXX-LA-XY-M12NS	24	19.6	29.4	19.6	2700	800	267
	D-XXX-LN-XY-M12NS		18.2	27.3	18.2			181

Variables in the Catalog Number

XXX = Total Fiber Count

XY = Fiber Type and Grade

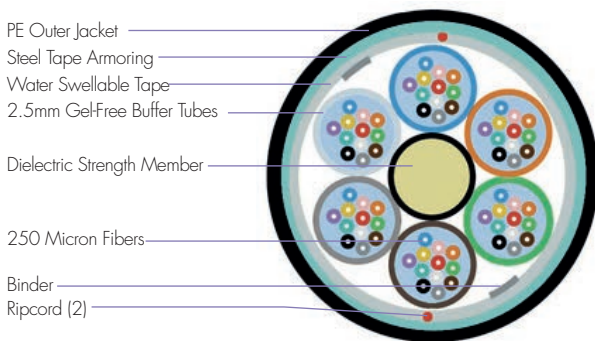
8W CommScope ZWP™ Dispersion-Unshifted,

6F 62.5µm, FDDI Grade Multimode Fiber
5M LaserCore® 150, 50µm, Multimode Fiber
Matched-Clad Singlemode Fiber

Fiber Identification Colors: 1/Blue, 2/Orange, 3/Green, 4/Brown, 5/Slate, 6/White, 7/Red, 8/Black, 9/Yellow, 10/Violet, 11/Rose, 12/Aqua

Dry Stranded Loose Tube Cable

(72 Fiber Armored Version Shown)



Specifications are subject to change without notice.

Environmental Specifications

Installation Temperature	-22° to +158°F (-30° to +70°C)
Operating Temperature	-40° to +158°F (-40° to +70°C)
Storage Temperature	-40° to +167°F (-40° to +75°C)

Mechanical Test Specifications

TEST	REQUIREMENT	TEST METHOD
Compression (Armored)	250 lbf/in (44 N/mm)	FOTP-41; IEC 60794-1 E3
Compression (Non-Arm.)	125 lbf/in (22 N/mm)	FOTP-41; IEC 60794-1 E3
Flex	35 Cycles	FOTP-104; IEC 60794-1 E6
Impact	Cable Diameter Dependant	FOTP-25; IEC 60794-1 E4
Strain	See long & short tensile loads	FOTP-33; IEC 60794-1 E1
Twist	10 Cycles	FOTP-85; IEC 60794-1 E7
Water Penetration	24 Hours	FOTP-82; IEC 60794-1 F5

Environmental Test Specifications

TEST	REQUIREMENT	TEST METHOD
Cable Freeze	28° F (-2° C)	FOTP-98
Drip	N/A	N/A
Heat Age	-40° to +185°F (-40° to +85°C)	IEC 60794-1 F9
Low High Bend	-22° to +140°F (-30° to +60°C)	FOTP-37; IEC 60794-1 E11
Temperature Cycle	-40° to +158°F (-40° to +70°C)	FOTP-3; IEC 60794-1 F1

CommScope Optical Cables are qualified under the general guidelines to the following specifications:
ANSI/ICEA S-87-640-2006; Telcordia GR-20-CORE issue 3; EN 187105

COMMSCOPE®

www.commscope.com

Visit our website or contact your local CommScope representative for more information.

© 2015 CommScope, Inc. All rights reserved.

All trademarks identified by ® or ™ are registered trademarks or trademarks, respectively, of CommScope, Inc.

This document is for planning purposes only and is not intended to modify or supplement any specifications or warranties relating to CommScope products or services.

CO-109385-EN (06/15)